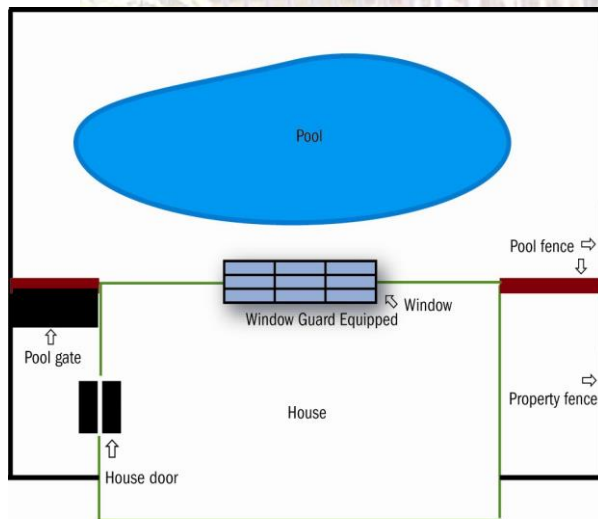


Walls forming part of a pool fence

If a wall of a building (i.e. your house) forms part of your pool fence make sure that there are no doors that directly lead from the building to the pool area.

Check all windows that could allow a young child to access the pool area.

- Equip all windows with a child-resistant window guard. A window guard should not allow the window to open more than 100mm (10cm/4in) so that children cannot get through.



**Four-sided Fence
Recommended** ✓

For more information on drowning prevention and four-sided pool fencing, visit Safe Kids Canada at: www.safekidscanada.ca or email: safekids.web@sickkids.ca. You can also call our Safe Tips Line at: 1-888-SAFE-TIPS (723-3847).

Swimming pools are involved in nearly half of all drowning and near-drowning incidents for children age 14 and under

WHY SHOULD I INSTALL A FOUR-SIDED FENCE AROUND MY POOL?

In many homes with swimming pools, only a property fence surrounds the backyard. Although property fencing prevents neighbouring children from entering the pool area, children living or visiting the property can directly access the pool area through the home.

While parental supervision remains a vital means of preventing unintentional childhood drowning, it is important to recognize that parents and caregivers cannot supervise their children 100 per cent of the time.

Most childhood (age 1-4 years) drowning occurs when a child is walking or playing near water, not when swimming or intending to swim.

PROPER POOL FENCING IS A PROVEN STRATEGY

The only passive prevention strategy that has been shown to significantly reduce childhood unintentional drowning is four-sided isolation pool fencing.

Researchers estimate that proper fencing could prevent 7 out of 10 drowning incidents in private pools for children under age five.

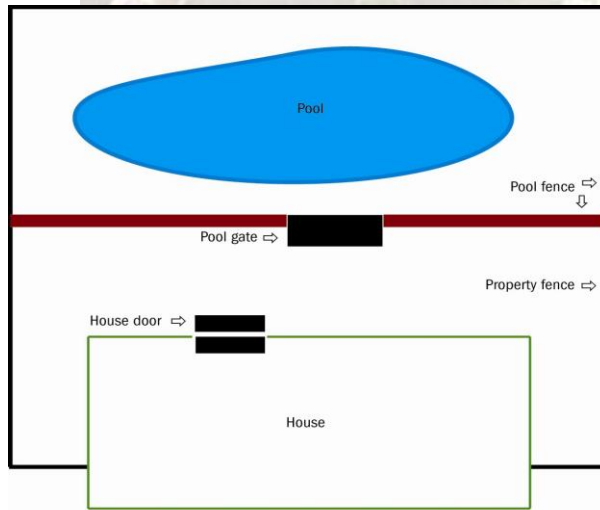
Pool Fencing Checklist ✓



Fencing your Home Swimming Pool

POOL FENCING CHECKLIST

A four-sided pool fence should be designed to prevent access to the pool area by young children, either by climbing over, crawling under or going through the pool fence.



Four-sided Fence Recommended ✓

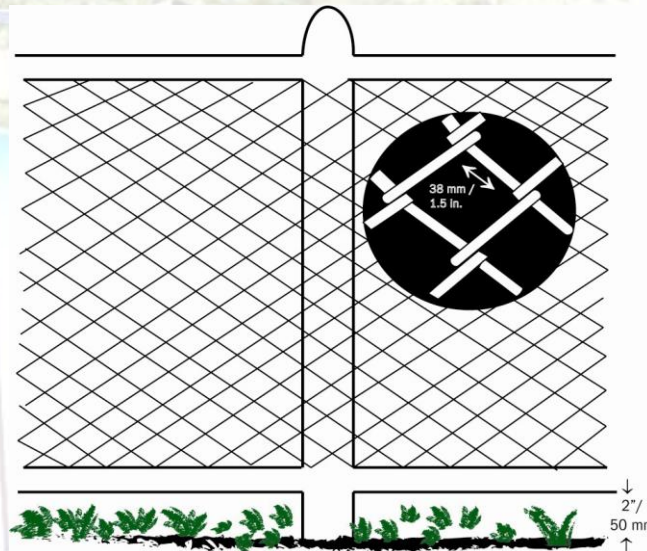
All home pools (above-ground, in-ground, and inflatable) that have a depth of at least 0.6 m (2 ft) should be completely enclosed by a pool fence.

Immediate pool area

- Should only contain items used for pool activities, including pool equipment, changing sheds, patio furniture and not such things as children's play equipment or vegetable gardens.

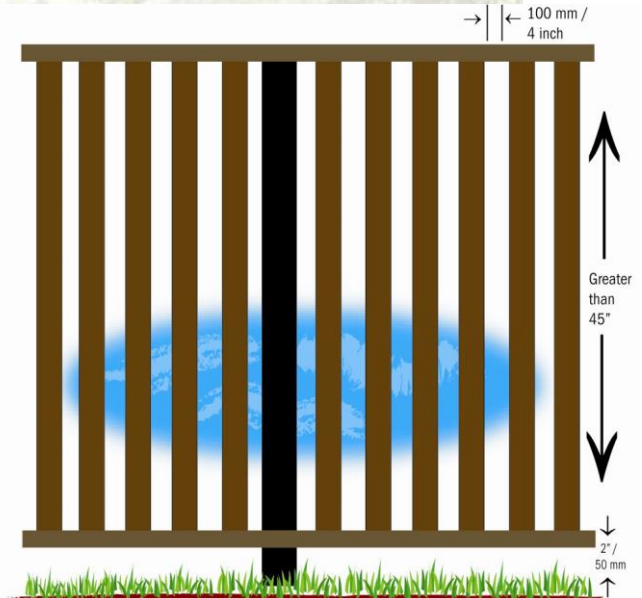
Fence

- Should separate your pool from your neighbour as well as your home.
- Should be at least 1.8 m (6 ft) high all the way around.
- Any gap under your pool fence should not be more than 50mm (5cm/2 in) all the way around.



- Should be designed to prevent climbing by young children.
- If you choose a chain link type fence, make sure the chain link openings are less than or equal to 38mm (3.8cm/1.5 in).
- If you choose a wood or iron fence, make sure that all horizontal fence rails are greater than or equal to 114cm (45 in) apart.

- If you choose a wood or iron fence, make sure that all vertical rails are less than or equal to 100mm (10cm/4 in) apart.
- Inspect and maintain your pool fence. (i.e. no holes, broken pieces etc.)



Pool Gate

- Should be at least 1.8 m (6 ft) high (similar to your fence).
- To be self-closing and self-latching.
- Open outwards, away from the pool.
- Latching mechanism to be located on the inside of the pool area so a young child cannot reach.
- Designed to prevent climbing by young children.
- Locked whenever the pool area is not in use.